

An Interview with **Harrie Aardema** , A champion **Budgerigar Fancier** from **Holland** By **Mobassir Sattar Khan** from **Pakistan** May , 2010



Introductions

Q-1. I know that you are very experience and well known Budgerigars breeder, but for new comers please give us a brief introduction about yourself.

Answer:

I am Harrie Aardema, 56 years old. I live with my wife Annemieke and my two daughters Hedy (21) and Sinja (17) in Holland.

Q-2. Are you involve in this fancy as just for a hobby or now it is your profession?

Answer:

It's just a hobby, I work with no more than 20 breeding cages. I don't have the time to handle more.

Basic Information

Q-1. What is your basic profession and where do you live, also tell us where your aviary is located?


Answer:

I am a management consultant and a part-time professor of public management. I live in a farmhouse in a small Dutch village, my aviary is located in a big thatched barn.

Q-2. How did you get interested in the fancy and what attracted you to the Budgerigar?

Answer:

Budgerigars are part of my life since I was 9 years old. I like them because of their sociable character and many-sided appearance.



Q-3. Do you have a Standard of bird that you desire to breed in Exhibition Budgerigars?

Answer:

My ideal budgerigar is graceful wedgeshaped, tall and stylish and with wide and long headfeathers.

Q-4. Are you member of any Budgerigar or Misc bird's club/society?

Answer:

I am a member of the Nederlandse Grasparkieten Club (NGC) en de Nederlandse Bond van Vogelliefhebbers (NBvB).

Q-5. How many birds do you keep in your stock every year?

Answer:

I work with about 100 birds, which produce every year almost 200 youngsters in 20 breeding cages.

Q-6. Which color or variety is your most favorite?

Answer:

The yellow colour is my favorite, especially lutino, but in the last years I als try to breed double factored yellow spangles.

Q-7. Please also brief use about start and end time of your breeding and non breeding season in your area, and at what period your birds start moulting?


Answer:

The start of my breeding seasons is in September and ends in April or May. The summer is a rest period for the birds and myself. In this period I observe the growing youngsters, select the birds I want to go on with and receive visitors who are interested in the other birds.

Q-8. Basic information about weather conditions in your area and the weather effects on your birds?

Answer:

The winters mostly have cold periods (0/-10 °C) and periods in the summers can be warm (20/30 °C), but the weather effects in my birdroom are nil because it is very good isolated. It's always between 10/20 °C.



Background

Q-1. Please share something with our readers about your background in the Budgerigars hobby how and when you initially started and what period of time have you been involved with this hobby?

Answer:

I started the hobby when I was 9 years old. During the years 1972-1983 and later 2000-2006 I had a break.

Q-2. Where did your initial stock come from? And when you feel that you need to introduce good blood line from any well reputed champion breeder.

Answer:

In the eighties and nineties I build up a stud with outstanding lutinos, originally based on the stud of Henk Bakker and Jac Cornelissen. I improved these birds yearly with birds of the bloodlines of André Vermeir and later on especially Jo Mannes. After my second break, in 2006, I could buy back 36 birds based on my original stud and since I improved those birds further with about 20 birds of Daniel Lutolf.

Q-3. What common problems you faced at the earlier stage of your hobby? and when you start feeling that you are now comfortable with this hobby and you can handle most common problem related with Budgerigars.

Answer:

During the years my birds are always good healthy and very fertile. Some of them have sometimes little feather problems because of their long feathers, but most of my birds are good active and able to fly well.

Management

Q-1. Basic introduction about your aviary management program?

Answer:

Every day the same routines, that's very important to the birds. Take them in your hands as most as possible, to create tame and friendly birds. But force them also to fly in big outdoor flights. Let them play together and enjoy of the sun, the rain and enough grass. We may not forget their own nature.

Q-2. Would you please share some thing in brief with us about one year planning of your bird's management program?

Answer:

In principle no more than 3 rounds for one couple. After that they deserve a rest period of several months.

Q-3. How do you maintain your record? For that are you are using any professional bird's management software or you prefer manual record keeping.

Answer:

I write down daily in detail what happens in the breeding cages and I process that in a simple self-made table in Word. Working with pedigrees is very important to me.

Q-4. Do you mark eggs if yes then tell us what style of marking are you using?

Answer:

In principle I don't mark my eggs, only when I transfer them to other boxes (and just the number of the box).

Q-5. What type of marker or pen do you use for marking and do you ever have problems when hen the refuses marked eggs?

Answer:

A waterproof pen, I never had problems with hens that refuse marked eggs.

Q-6. Do you use fosters, if yes then please share your fostering experience with us, especially how do you select fostering couples?

Answer:

I want at most 3 or 4 chicks in a box, so I often put young birds in other boxes. In that way it's possible to breed many birds.

Q-7. How do you handle the chicks in the nest and in early ages, especially in case of mother death or feeding refusal by parents then how do you mange a day old chick?

Answer: also by giving them foster-parents.


Q-8. At what age you ring your chicks?

Answer:

Between 5-10 days, depends on the size.

Q-9. How do you plane for safety of your birds from different weather conditions

Answer:



See before, I never had that problem.


Q-10. Any suggestions from you for all new comers that how they should plan their management program to reduce risk of common basic problems.

Answer:

Buy the best blood you can en keep it together. Be careful with too many outcrosses, but also with too little fresh blood. Build op your own stud with the features you like.

You are most welcome to gove you comments about questions of this stage and you can add any topic if you think have not been coverd.

See the pictures of some of my birds and consult my website for more information:
www.harrieardema.nl.



2010 Bred Babies

Interview Continue

Remaining part coming soon